




# Time to draw a Caricature!

*Use the provocation on this page to begin the conversation, then learn the skill of caricature drawing with this collection of guides by artist Andrew Hore.*



**untitled**, by Glen LeLievre, Political Cartoonist of the Year 2021

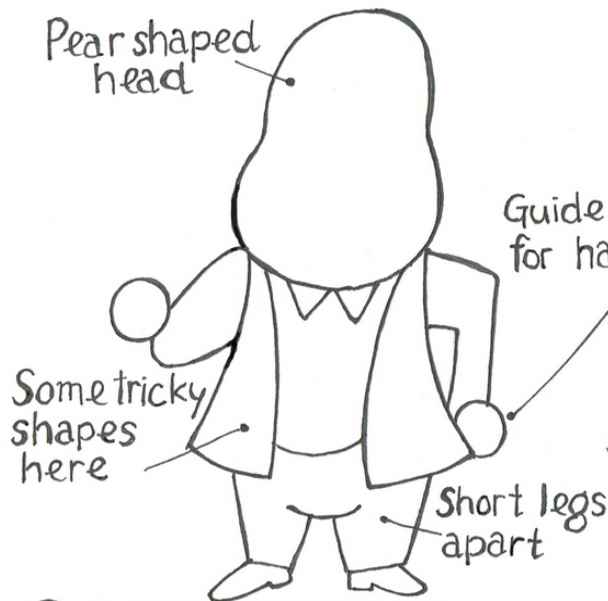
## How many ways can we draw a face?

- Look around you – how many faces can you find in everyday objects? Draw one, then give your new character a body and a backstory.
- Look at the cartoon below: how many facial shapes has Glen LeLievre used to create his caricatures?



## ANTHONY ALBANESE

LEADER OF the LABOR PARTY and AUSTRALIAN PRIME MINISTER from 2022...




① BASIC SHAPES TO BEGIN WITH...



② LET'S ADD DETAIL TO HIS FACE and CLOTHES



③ TRICKY BITS HERE... FINE DETAILS FOR EARS, MOUTH and HANDS...



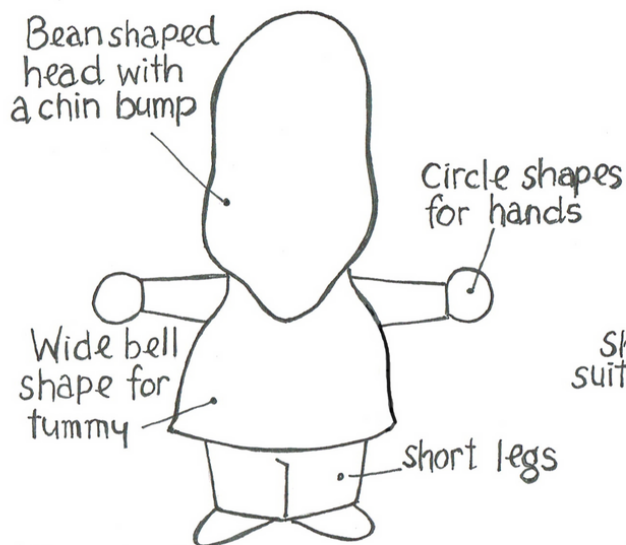
④ SOME SHADING AND IT'S COMPLETED.. WELL DONE! WHAT MIGHT HE BE SAYING?






## SCOTT MORRISON


LEADER OF the LIBERAL PARTY and the  
PRIME MINISTER from 2018 - 2022



① OUR FIRST SHAPES I CALL 'BUILDING BLOCKS'



② ADDING SOME DETAIL TO the FACE and CLOTHING



③ ALMOST THERE! NOW ADD DETAIL TO HIS HEAD, MOUTH and HANDS....

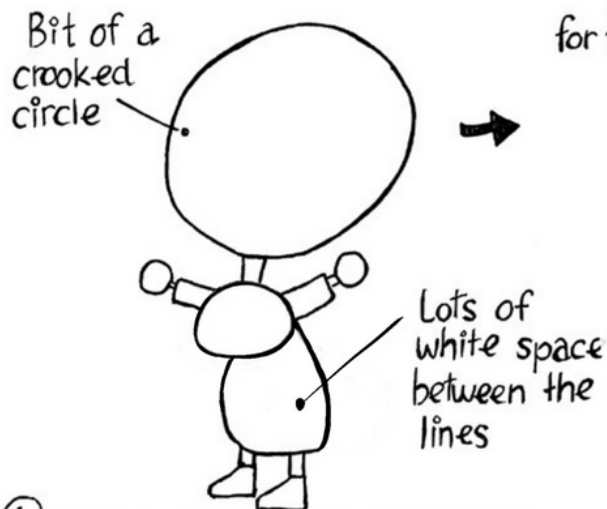


④ A BIT OF SHADING and IT'S COMPLETE! WHAT MIGHT HE BE SAYING?




## JULIA GILLARD

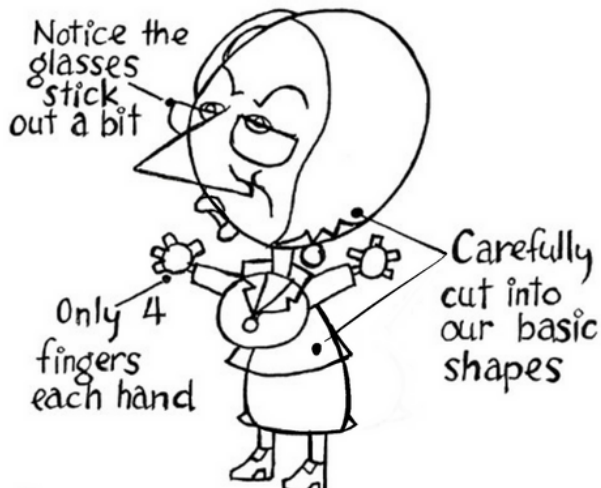
LABOR PRIME MINISTER FROM 2010-2013. OUR FIRST FEMALE PRIME MINISTER! HERE WE PRACTICE MOVEMENT.



① WE'LL START BY DRAWING OUR BASIC SHAPES ...



② LET'S ADD A BIT OF DETAIL IN OUR SHAPES and FACE ...



③ NOW WE ADD DETAIL TO the BODY, HAIR and HANDS. ALMOST THERE ...



④ ADD SOME LINES TO the FACE and CLOTHING and YOU'VE DRAWN JULIA!





## MALCOLM TURNBULL

LIBERAL PARTY PRIME MINISTER FROM 2015-2018  
HERE WE PRACTICE FACIAL EXPRESSION...



① A BIT OF AN EGG SHAPE FOR THE HEAD ...



② ADD FINGERS and CLOTHING SHAPES...



③ TRICKY STAGE WHERE WE ADD DETAIL TO OUR SHAPES..

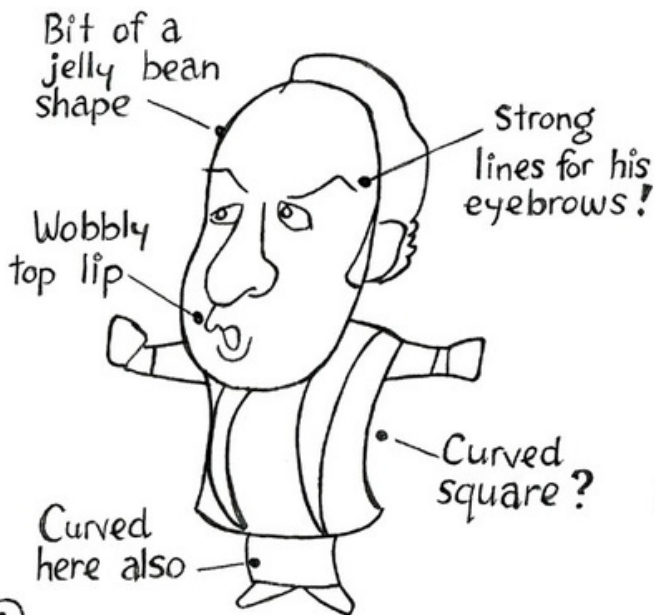


④ WELL DONE! WHAT DO YOU THINK MALCOLM'S SAYING? WRITE YOUR OWN WORD BALLOON!



## GOUGH WHITLAM

LABOR PRIME MINISTER FROM 1972 - 1975 ...  
HERE WE PRACTICE COMBINING PHYSICAL STANCE WITH EMOTION!



① OUR FIRST SHAPES MIX ROUND FIGURES WITH CURVED STRAIGHT ONES ...



② ADD DETAIL TO FACE and CLOTHING ...



③ NOW WE FOCUS ON DETAIL TO MAKE HIM COMPLETE. YOU CAN DO IT ...



④ DARKEN the EYEBROWS and ADD the FAMOUS QUOTE ... GOOD JOB!





## MALCOLM FRASER

LIBERAL PRIME MINISTER FROM 1975-1983

HERE WE PRACTICE WITH DIFFERENT SHAPES and DETAIL!

