

Great and Small



Great and Small, written by **Alison McLennan** and illustrated by **Connah Brecon**, tells the story of a tiny unicorn named Eunice who has big dreams.

This beautiful picture book is a wonderful celebration of universal design, acknowledging our unique abilities and embracing diversity.

Curriculum Links: HASS, Visual Arts, English, PD/H/PE

Age Range: K - 6

ACTIVITY: YOU-NIQUE PLAY SPACE DESIGNS

How can we design outdoor play spaces which are more inclusive?

This activity encourages young people to explore outdoor spaces, consider diverse needs and design a playground with attention to supporting access.

Read

Read *Great and Small*. Invite students to share some of the challenges they noticed Eunice face and ways in which her friends helped support her.

Consider

Eunice helps to create inclusive games so everyone has the opportunity to participate. Share pictures, or invite students to bring some in, of outdoor play spaces. Analyse how accessible they are for different age groups and access needs (this can be done as a whole class or in groups of three).

Design

Organise students into groups of three. Share the design template below (best printed on A3) encouraging them to use their reflections on outdoor play spaces to inspire a new inclusive design. There is also a template to design inclusive learning spaces.



This is the start of a conversation about **access and inclusion**.

Hopefully this activity will **spark thinking and build awareness** of how we can better support others. As young people explore the world around them we want to **inspire positive change culture** and celebrate diversity as a strength.

A MOAD classroom-ready resource



Great and Small


Create an inclusive playground.



Think about what equipment you like to use at the playground.

How you can be inclusive of different ages and everyone's access needs?

Ideas



How will you make your ideas inclusive?


Think about materials, textures, use your five senses to help you!

A MOAD classroom-ready resource



Great and Small

Create a design for your inclusive playground.




A MOAD classroom-ready resource

Great and Small

Create an inclusive classroom design.

Think about one learning space in your classroom.

How can we make it more inclusive of our class needs?



Ideas



How will you make your ideas inclusive?

You may need to do a little research! Use your five senses to help you!

A MOAD classroom-ready resource

Great and Small

Create a design for your inclusive learning space.



A MOAD classroom-ready resource

Great and Small




**What goals or dreams do you have?
How can you help others to be successful?**



Write or draw your goals / dreams in the big flags.

Ask someone else how they could help support you to be successful.

Add details to the smaller flag.



Draw yourself and
support crew on
the hill.

