


**ON  
AIR**  
**PlayUP**

**INTERNATIONAL  
DAY OF THE  
TROPICS**



Join the PlayUP team  
as they make

# TROPICAL BIRD PUPPETS

to celebrate

# INTERNATIONAL DAY OF THE TROPICS!

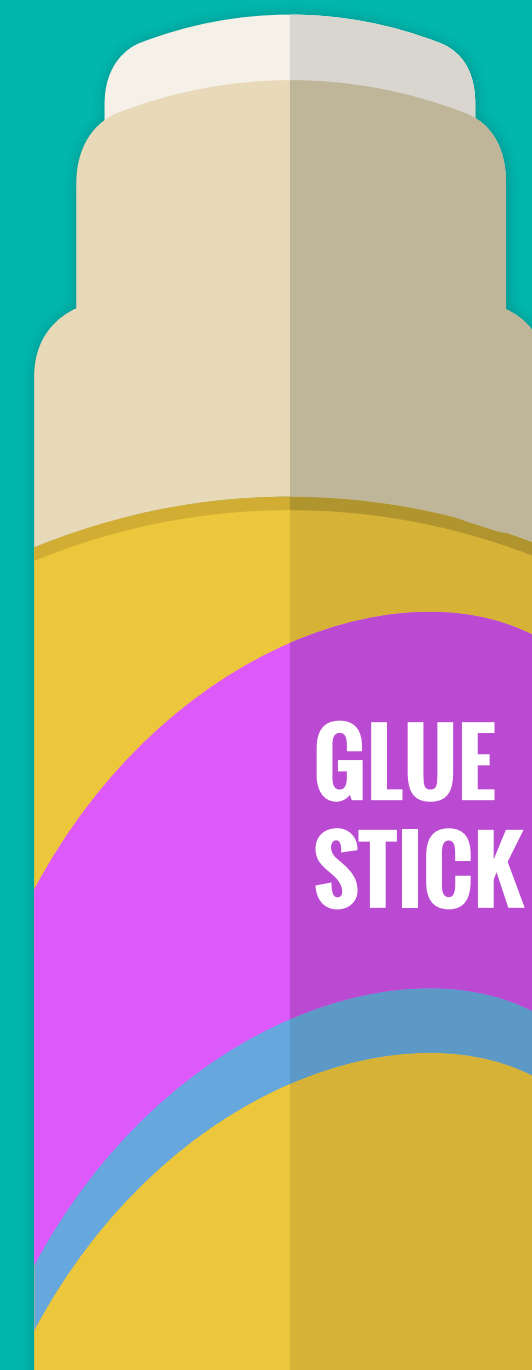




**The Tropics are warm and wet areas around the middle of the globe. Tropical areas are found in Australia, Asia, South America, North America and Africa. They are the most biodiverse areas in the world and are home to unique birds and animals, beautiful coral reefs and very old rainforests. Tropical plants give us medicine and lots of our favourite foods, like pineapple, coconut and chocolate.**

The Tropics are also home to half the world's people and more than 80% of the world's living languages. Several of these communities are affected by climate change and poor health; many people do not have a warm place to sleep or enough food to eat. International Day of the Tropics is an opportunity for us to explore ways to look after and celebrate this important region and its people.

# Materials

- Paper or card
- **Cardboard tube** (optional)
- **Scissors** (please be careful with these)
- **Crayons, textas or pencils**
- **Glue stick or sticky tape**
- **String, ribbon or pipe cleaners** (optional)



# Instructions

1. Use a cardboard tube or roll paper or cardboard into a tube and secure with sticky tape. This is your tropical bird's body!
2. What kind of tropical bird are you making? Give your bird some eyes, a beak, wings, feet and a tail using crayons, textas, pencils, or shapes cut from paper, feathers, leaves or other decorations and stick them on with glue or sticky tape.
3. Using a hole punch or scissors, create two holes on opposing sides at the bottom of the bird's body. Thread two pieces of ribbon or string, or two pipe cleaners through each hole and secure with a knot. Use this to tie your bird puppet to your wrist.

## **Craft Tip:**

Cut a diamond shape from paper and fold it in half horizontally to make a beak!



# Throw a Tropics party!

Continue the tropical celebration at home with your own Tropics Party! Here are some fun activities to get your party started.

## **Dress up with your own flower necklace**

In Hawaii, flower necklaces, also known as a lei, are given to people to welcome them to the tropical islands. Make your own lei to welcome friends to your Tropics Party!

### **You will need:**


- Paper or cardboard or recycled egg cartons
- Crayons, textas or pencils
- Scissors (please be careful with these)
- String, ribbon or wool

- 1.** Make lots of flower cut-outs from your paper, cardboard or separated egg carton 'cups'.
- 2.** Colour and decorate your flowers.
- 3.** Make a hole in the middle of each flower (ask an adult to help with this).
- 4.** Thread your flowers onto your string, making sure it is long enough to fit over your head.
- 5.** Tie the ends of your string together to finish your necklace. Aloha!

# Yummy recipes

for your Tropics Party

You could enjoy Hawaiian  
Pizza and Tropical Fruit  
Skewers while sipping on  
your Piña Colada Mocktail!



## Piña Colada Mocktail

To make four servings,  
you will need:

- 2 ripe bananas
- 1 cup of fresh or tinned pineapple, diced
- 1 cup of pineapple juice
- 1/2 cup of coconut milk
- 3 cups of ice cubes
- (optional) pineapple wedges for garnishing

In a blender, mix the banana, pineapple pieces, pineapple juice, ice and coconut milk until smooth.

Pour the mixture into glasses and garnish with pineapple wedges. Enjoy!

## Tropical Fruit Skewers

This is an easy dish that can be made with your favourite tropical fruits.

The PlayUP Team love to use banana, pineapple, mango, papaya, star fruit, grapes, kiwi fruit, and watermelon.

1. Cut fruit into equal-size cubes or chunks.
2. Carefully thread the fruit onto a skewer. Can you make a rainbow or a pattern with your fruit?
3. Make enough fruit skewers for your party guests. Enjoy!

**Remember knives and skewers can be sharp. Ask an adult for help if needed.**

# Tropics Party Games

## Tropical Animal Dance

- One person is the animal namer and everyone else are dancers.
- The animal namer plays the music (try our Tropical Spotify Playlist!) and everyone dances.
- When the time is right, the animal namer stops the music and shouts out the name of a tropical animal or bird.
- All the dancers pretend to be that animal or bird. The animal namer decides whose impression is best and they become the next animal namer!
- The new animal namer starts the music again, and the game continues!

## "How low can you go...?"

- Using a pole - like a broom handle - have two people hold an end each at the same height.
- Dancers take turns going under the pole with their tummy up.
- After all the dancers have gone through, lower the pole and have another turn. Keep going until there's one dancer left!





# Books

Title	Authors/Illustrator
<i>Where the Forest Meets the Sea</i>	by Jeannie Bakerz
<i>The Living Rainforest</i>	by Paul Kratter
<i>We're Roaming the Rainforest: An Amazon Adventure</i>	by Laurie Krebs and Anne Wilson
<i>Coral Reefs</i>	by Gail Gibbons
<i>Toucan Can</i>	by Juliette MacIver and Sarah Davis

You can watch a tropical story here:

*'Slowly, slowly, slowly' said the Sloth*  
written by Eric Carle  
[www.youtube.com/watch?v=IZX39Nc20Ys](http://www.youtube.com/watch?v=IZX39Nc20Ys)



# Spotify Playlist

**Celebrate the Tropics and tropical stories at your Tropical Party with our playlist!**

Remember, the Tropics includes people from across four continents – Australia, Asia, Africa and the Americas!

What sounds, stories, and languages can you hear?



# Learn More

[www.un.org/en/observances/tropics-day](http://www.un.org/en/observances/tropics-day)

[www.tropicalnorthqueensland.org.au/articles/10-facts-about-wet-tropics-rainforest/](http://www.tropicalnorthqueensland.org.au/articles/10-facts-about-wet-tropics-rainforest/)

[www.jcu.edu.au/state-of-the-tropics](http://www.jcu.edu.au/state-of-the-tropics)

<https://kids.britannica.com/kids/article/tropics/400195>

[Links to the Early Learning Framework](#)  
[– Belonging, Being and Becoming](#)

## **Outcome 2: Children are connected with and contribute to their world**

- Children develop a sense of belonging to groups and communities and an understanding of the reciprocal rights and responsibilities necessary for active community participation
- Children become socially responsible and show respect for the environment

## **Outcome 4: Children are confident and involved learners**

- Children transfer and adapt what they have learned from one context to another
- Children resource their own learning through connecting with people, place, technologies and natural and processed materials

# Learn More

[Links to the Australian Curriculum](#)

## **Critical and Creative Thinking Levels 1-3**

Generating ideas, possibilities and actions  
– imagine possibilities and connect ideas

Reflecting on thinking and processes

– transfer knowledge into new contexts

## **Ethical Understanding Levels 1-3**

Exploring values, rights and responsibilities

– explore rights and responsibilities



## **Aligns with the United Nations Sustainable Development Goal 1**

End poverty in all its forms everywhere



## **Aligns with the United Nations Sustainable Development Goal 13**

Take urgent action to combat climate change and its impacts

**SUSTAINABLE DEVELOPMENT GOALS**

# ON AIR PlayUP

**Don't forget to tune  
into On Air PlayUP next  
Wednesday for more fun.**



Old  
Parliament  
House

 @OldParliamentHouse

 @MuseumofAustralianDemocracy