


# HOW to DRAW: Angus Taylor

(Leader of the OPPOSITION)


Lego-man Hair doo



Piercing (BLUE) eyes

Bulbous nose

square chin



Try adding style, Attitude + props!

← Likes a looser suit.


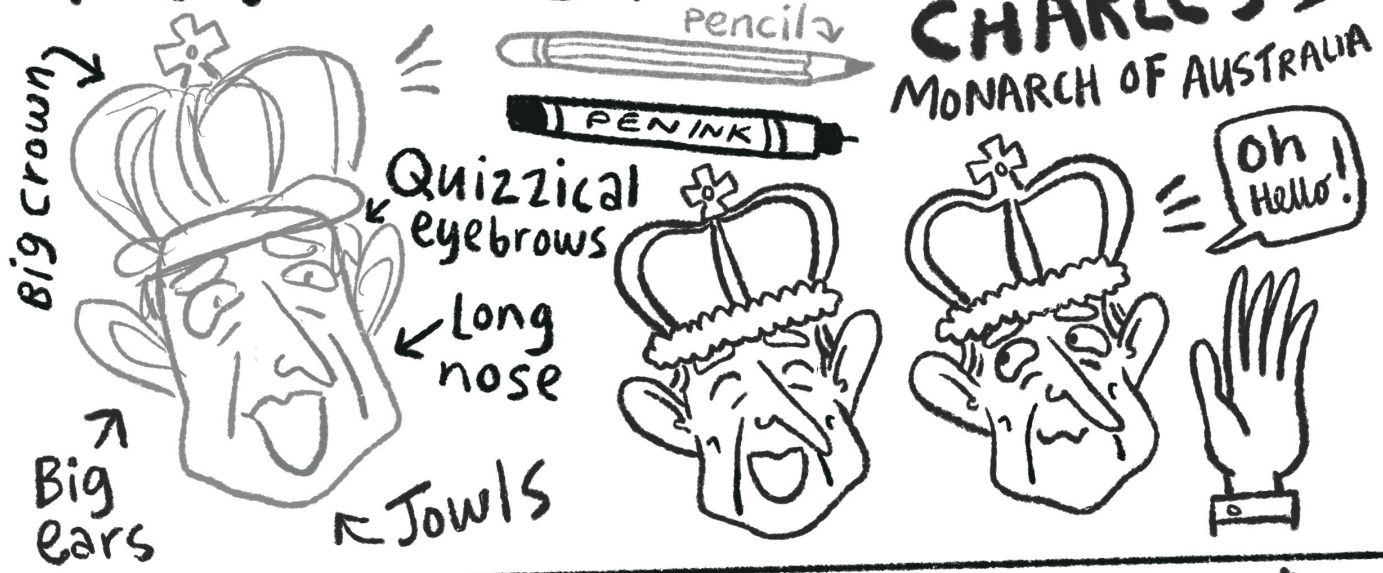


↑ Cyclist + Corgi Dad



**HOT TIP:**  
Be creative with PROPS/COSTUME. They are SYMBOLIC of likes/dislikes, associations and ISSUES.

# HOW to DRAW: KING CHARLES III MONARCH OF AUSTRALIA

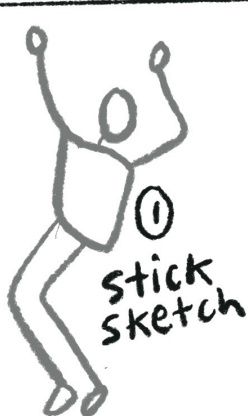



By ELERI HARRIS

# HOW to DRAW: MATT CANAVAN (Leader of the National Party)



← Jelly bean head  
← Kissy lips




Try adding style, Attitude + props!  
Chill → vibes



**HOT TIP:**  
Experiment with all kinds of body poses and expressions 4 maximum HUMOR.

# HOW to DRAW: Anthony Albanese

(PRIME MINISTER OF AUSTRALIA)



small floofy hair flick

Square head

Big glasses

wee nose

neck + head same width



① stick sketch

② Body shape

③ Detailed pencils

④ INK

Try adding style, Attitude + props!

lover of skinny suit pants

cross today

Keen Dj




**HOT TIP:**  
 cartoons are NOT realistic!  
 Pick 3-4 key physical attributes + AMPLIFY them.

# HOW to DRAW: LARISSA WATERS

(Leader of the Australian Greens)

Blonde hair



Beauty spot

Arched brows  
Goth eyeliner



Hair up



① stick sketch



② Body shape



③ Detailed Pencils



④ INK

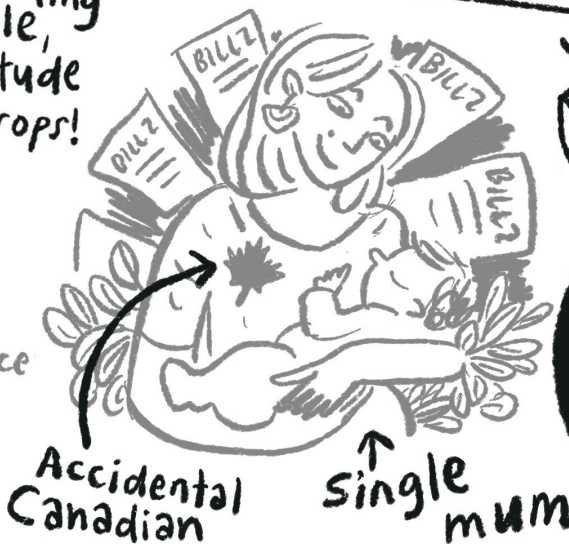


Court wig

Try adding style, Attitude + props!

scales of justice

Ex-Lawyer



Accidental Canadian

single mum



ERASER

**HOT TIP:**  
EMBRACE your own style of drawing, it is a unique VISUAL VOICE.

By ELERI HARRIS