

DEMOCRACY IN A BOX



Inquiry booklet

Creating positive change
in our community

Name:

Question



What questions do we have?

(Brainstorm your list of questions)

Tip:

Why and how questions are a great place to start.

As a group, select one key question to research further.




Think about ...

How can we break down our key question into smaller, more manageable questions?

Research

What do we already know?



How can we find out more?

Think about ...

Where can we find reliable information to help answer our key question?



to tartcheck



Design



Draft a response to your key question using the information gathered during your research.

How can we share our information and discoveries with others?

Think about ...

What will others find most interesting about our research?



Map out some ideas.


What format is best suited for presenting our work (presentation, poster, short video, audio recording)?



Share

Notes

Record some notes based on what you heard from other presentations.

[illegible]

Tip:

Remember
to be an active
listener and ask
questions .

What important information did you learn from other groups?

What questions did other groups ask you?

Reflections

What have you learnt from your Inquiry question?




How did you go working in small groups?

What would you do differently next time?



Notes

This image shows a blank sheet of white paper with horizontal ruling lines. The lines are evenly spaced and extend across the width of the page. In the bottom right corner, there is a small orange spiral-bound notebook icon. The word "NOTES" is written in black capital letters on the cover of the notebook.



DEMOCRACY IN A BOX